


# architectural precast concrete



architectural  
precast  
concrete  
Design in Concrete

30 Staple Street, Seventeen Mile Rocks Q 4073

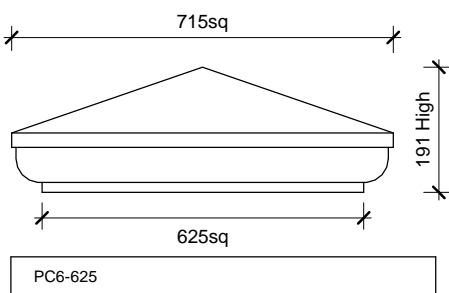
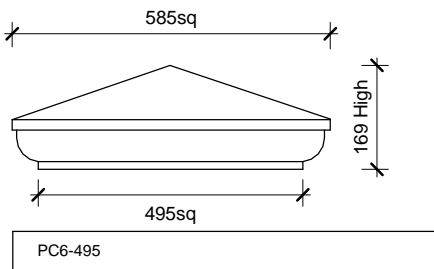
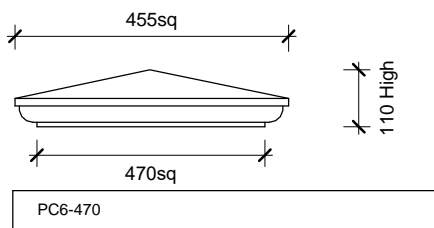
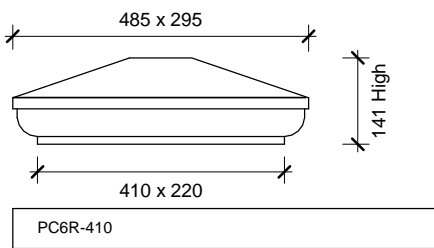
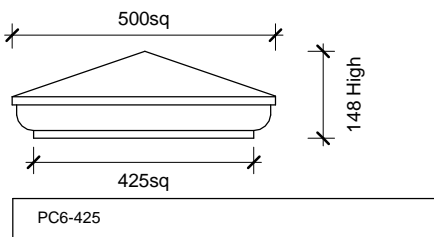
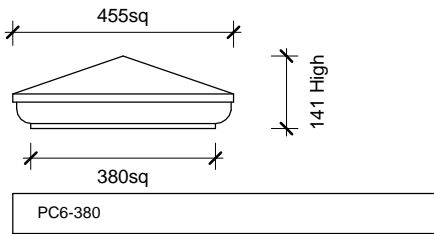
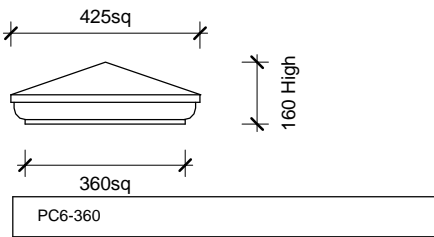
p. 07 3279 5329 f. 07 3279 0301

e. [info@archpc.com.au](mailto:info@archpc.com.au)

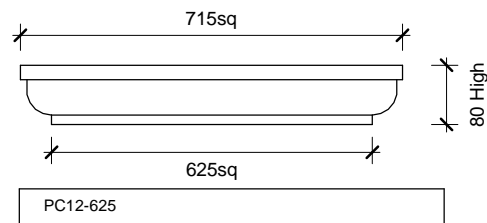
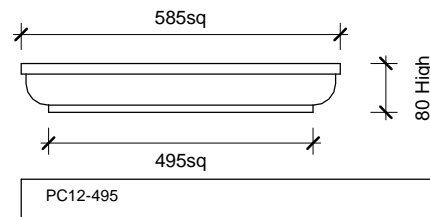
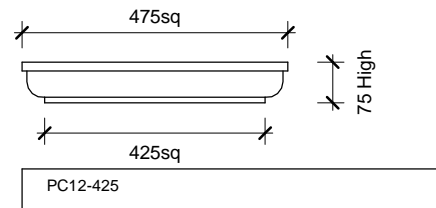
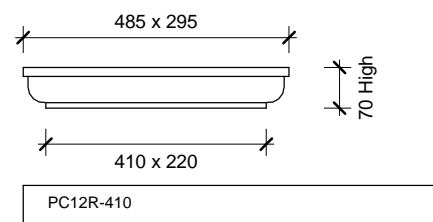
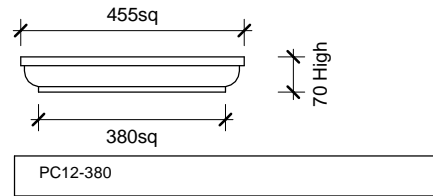
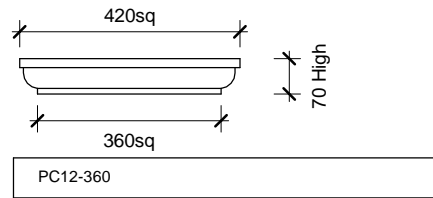
[www.archpc.com.au](http://www.archpc.com.au)



ASCOT SERIES (PC6)



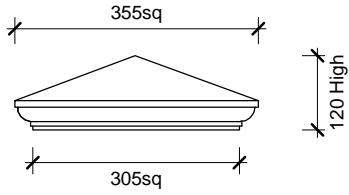
ASCOT FLAT SERIES (PC12)



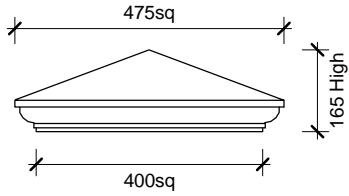
\*NOTE: ALL ASCOT SERIES CAPS ARE AVAILABLE IN A FLAT TOP  
\*ALL MEASUREMENTS IN MILLIMETRES  
\*INDICATIVE PROFILES ONLY, SPECIFIC DETAIL MAY VARY



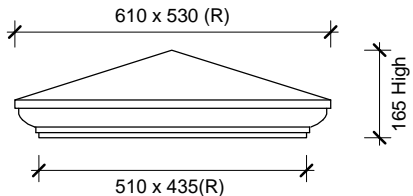
**DEWAR SERIES (DEWPC)**



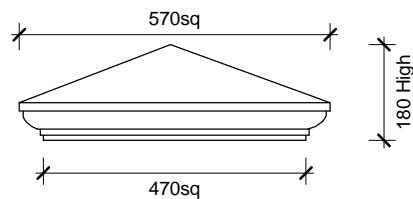
DEWPC305



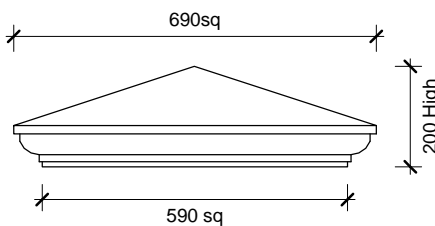
DEWPC400



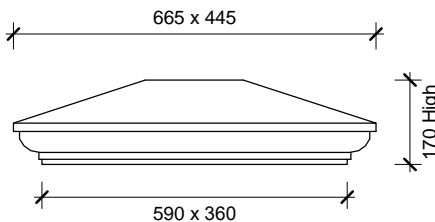
DEWPC435



DEWPC470



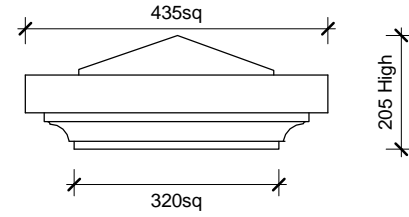
DEWPC590



DEWPC590R



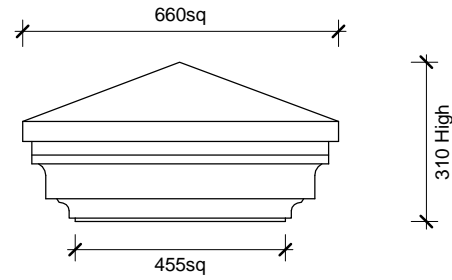
**HERSTON SERIES**



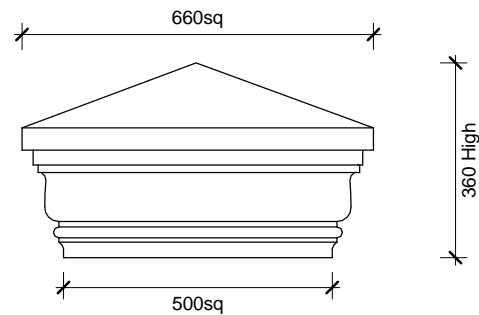
HERSTONPC320



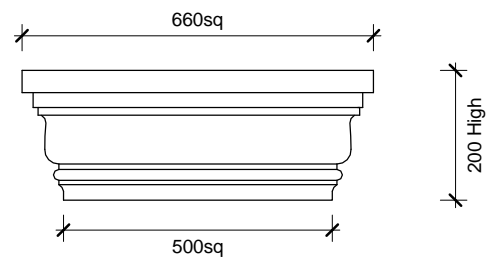
**WINDERMERE SERIES (PC9)**



PC9-455



PC9-500

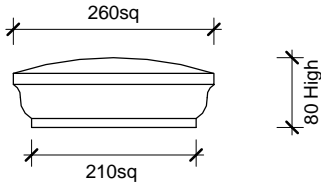


PC9-500 (Flat)

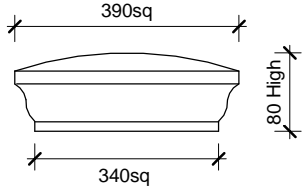
\*NOTE: ALL DEWAR SERIES CAPS ARE AVAILABLE IN A FLAT TOP  
 \*ALL MEASUREMENTS IN MILLIMETRES  
 \*INDICATIVE PROFILES ONLY, SPECIFIC DETAIL MAY VARY



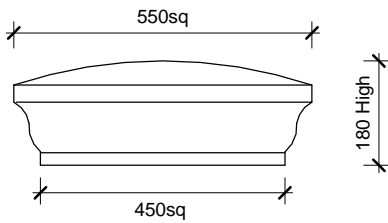
**JEFFERSON SERIES (PCJ)**



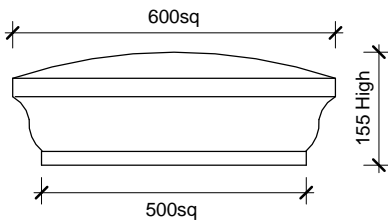
PC/J-210



PC/J-340



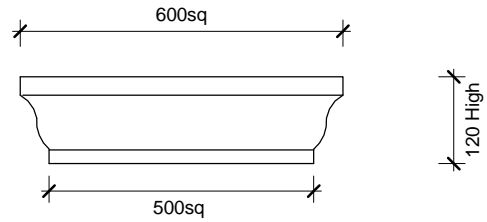
PC/J-450



PC/J-500



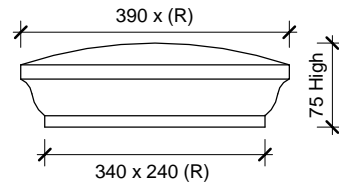
**JEFFERSON FLAT OPTION**



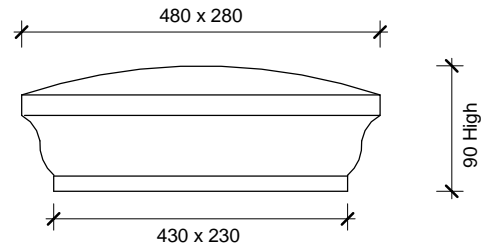
PC/J-500F



**JEFFERSON RECTANGLE OPTION**



PC/J-340R



JEFFPC430

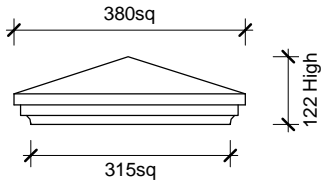
\*NOTE: ALL JEFFERSON & WINDERMERE PIER CAPS RE AVAILABLE IN A FLAT TOP  
 \*ALL MEASUREMENTS IN MILLIMETRES  
 \*INDICATIVE PROFILES ONLY, SPECIFIC DETAIL MAY VARY

JEFFERSON PIER CAPS

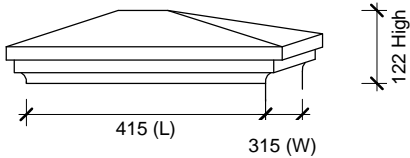




**OXFORD SERIES (PCJ)**



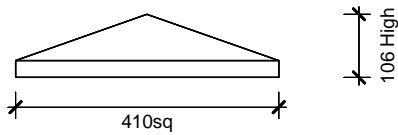
2 PIECE PIER CAP  
PC8-315



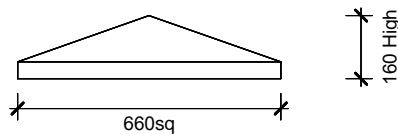
2 PIECE PIER CAP  
PC8R-415



**WELLINGTON SERIES (PC25)**



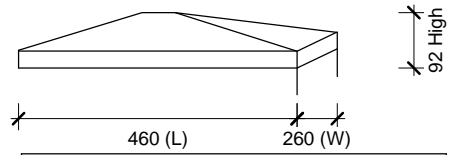
PC25-410



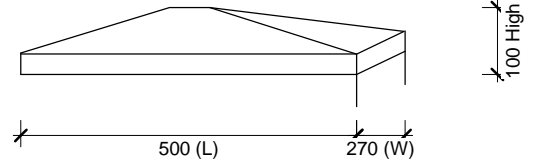
PC25-660



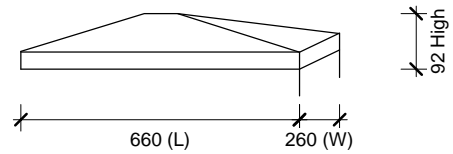
**WELLINGTON SERIES - RECTANGLE**



PC25R-460



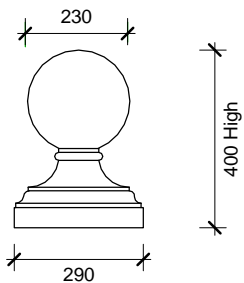
PC25R-500



PC25R-660



**BALL ON BASE CAP**

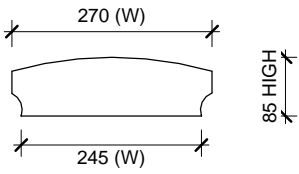


SF-4

\*ALL MEASUREMENTS IN MILLIMETRES  
\*INDICATIVE PROFILES ONLY, SPECIFIC DETAIL MAY VARY



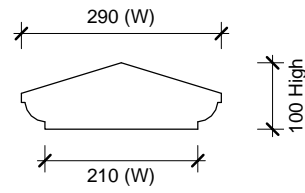
### HAMILTON WALL CAP



800mm (L)
HAMWC245



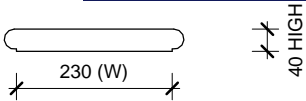
### DEWAR WALL CAP



DEWWC210 - 800L
AVAILABLE IN END
DEWWCEND210 - 400L



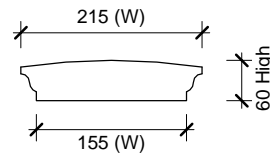
### BULLNOSE WALL CAP



ASDBN230 (400(L) x 230(W) X 40(H))
------------------------------------



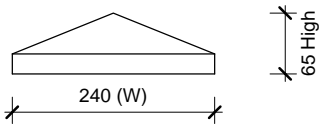
### JEFFERSON WALL CAP (WC/J)



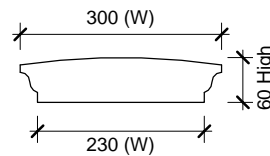
WC/J-155
----------



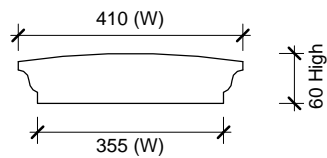
### PITCHED WALL CAP



800mm (L)
WC7



WC/J-230
AVAILABLE IN END
JEFFWCEND230 - 400L



WC/J-355
AVAILABLE IN END
JEFFWCEND355 - 400L

\*ALL MEASUREMENTS IN MILLIMETRES  
 \*INDICATIVE PROFILES ONLY, SPECIFIC DETAIL MAY VARY





ASCOT PIER CAPS